

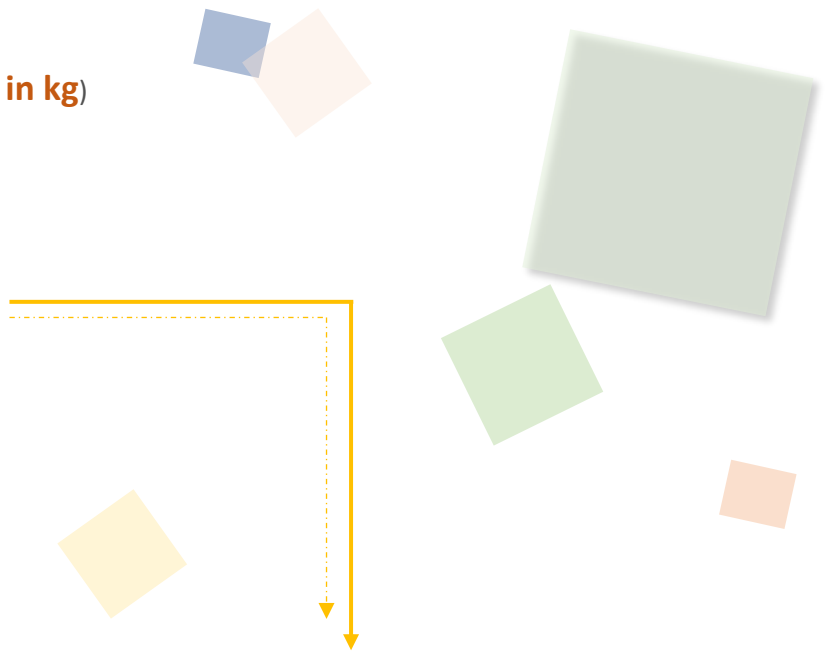
Trading Volume & Amount in Charts

■ VOLUME

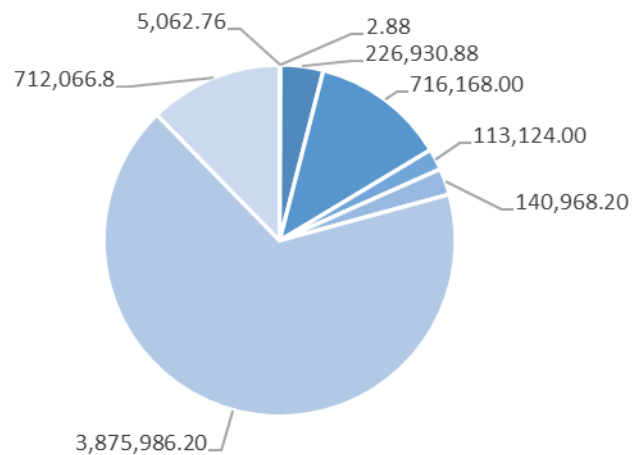
Popular Products (Trading Volume, in kg)

Total: 20,526,755.92


- ◆ Au Products: 5,790,309.72
- ◆ Ag (T+D): 14,044,402.00
- ◆ Others: 1,724,554.00

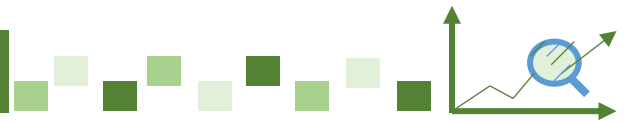


Popular Au Products Trading Volume (in kg)



■ iAu9999 ■ PGC30g ■ Au99.99 ■ Au(T+D) ■ SHAU ■ mAu(T+D) ■ PAu99.99 ■ Others





Trading Volume & Amount in Charts

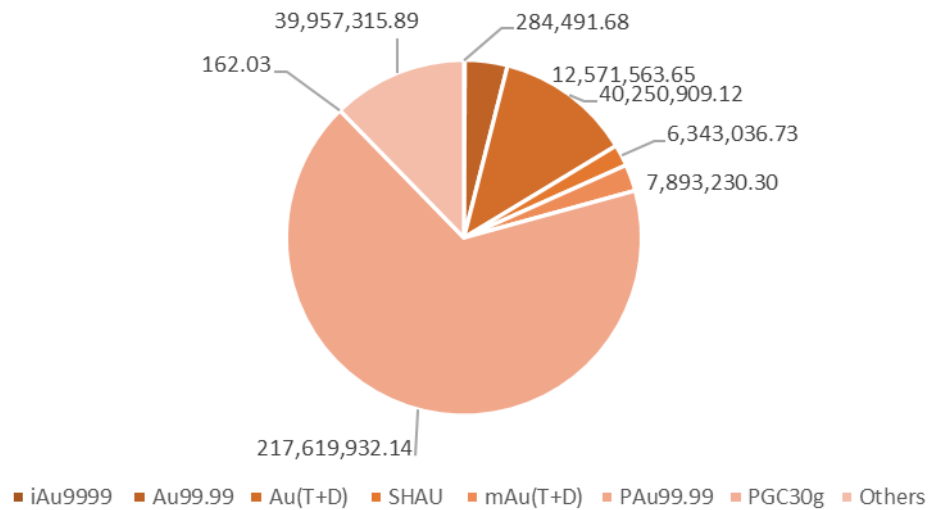
AMOUNT

Popular Products (Trading Amount, in 10,000 RMB)

Total: 258,567,047.37

- ◆ Au Products: 324,920,641.54
- ◆ Ag (T+D): 11,005,940.92
- ◆ Others: 1,709,051.33


Popular Au Products Trading Amount (in 10,000 RMB)

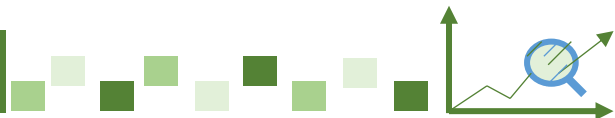




Trading Volume & Amount in Details


Trading Volume (in kg)							
Contract	Previous Month Daily Average	Present Month Daily Average	Previous Month accumulative total	Present Month accumulative total	Month-on -Month	Year-on -Year	Present Year accumulative total
Au99.95	28.42	579.65	540.00	13,332.00	2368.89%	1716.35%	16,170.00
Au99.99	10,523.26	9,866.56	199,941.98	226,930.88	13.50%	19.15%	2,034,994.26
Au100g	9.79	7.49	186.00	172.20	-7.42%	-32.26%	1,503.40
Au995	0.00	0.00	0.00	0.00	-	-	0.00
PGC30g	0.18	0.13	3.36	2.88	-14.29%	29.73%	17.88
iAu9999	221.99	220.12	4,217.76	5,062.76	20.03%	71.08%	92,521.28
iAu100g	0.00	0.00	0.00	0.00	-	-100.00%	0.00
iAu995	0.00	0.00	0.00	0.00	-	-	0.00
Au(T+D)	24,156.00	31,137.74	458,964.00	716,168.00	56.04%	84.52%	3,687,420.00
mAu(T+D)	5,185.74	6,129.05	98,529.00	140,968.20	43.07%	57.18%	885,413.80
Au(T+N1)	0.00	0.00	0.00	0.00	-	-	0.00
Au(T+N2)	0.01	0.01	0.20	0.20	0.00%	0.00%	1.60
NYAuTN06	4.46	3.11	84.80	71.60	-15.57%	-66.70%	302.80
NYAuTN12	3.23	3.60	61.40	82.80	34.85%	-91.04%	271.60
PAu99.95	9,063.16	9,482.61	172,200.00	218,100.00	26.66%	77.87%	890,860.00
PAu99.99	154,693.60	168,521.14	2,939,178.40	3,875,986.20	31.87%	66.17%	23,319,924.40
IPAu99.99	24,018.53	20,361.22	456,352.00	468,308.00	2.62%	58.80%	3,745,499.02
IPAu99.5	0.00	0.00	0.00	0.00	-	-	0.00
OAU99.99	507.75	0.00	9,647.20	0.00	-100.00%	-100.00%	159,050.80
LAu99.95	0.00	0.00	0.00	0.00	-	-	0.00
LAu99.99	0.00	0.00	0.00	0.00	-	-	68,000.00
CAu99.99	0.00	521.74	0.00	12,000.00	-	-25.37%	35,982.00
SHAU	4,214.74	4,918.43	80,080.00	113,124.00	41.26%	11.87%	641,648.00
Pt99.95	352.84	677.13	6,704.00	15,574.00	132.31%	376.27%	50,648.00
Ag99.99	189.47	240.00	3,600.00	5,520.00	53.33%	-63.49%	61,350.00
Ag(T+D)	628,778.11	610,626.17	11,946,784.00	14,044,402.00	17.56%	14.37%	90,559,168.00
PAG99.99	5,365.26	29,864.35	101,940.00	686,880.00	573.81%	79.89%	4,070,100.00
OAG99.99	0.00	0.00	0.00	0.00	-	-	0.00
SHAG	49,992.63	44,199.13	949,860.00	1,016,580.00	7.02%	8.35%	6,644,700.00
Au Products (in total)	232,630.85	251,752.60	4,419,986.10	5,790,309.72	31.00%	63.54%	35,579,580.84
Ag Products (in total)	684,325.47	684,929.65	13,002,184.00	15,753,382.00	21.16%	15.71%	101,335,318.00
Pt Products (in total)	352.84	677.13	6,704.00	15,574.00	132.31%	376.27%	50,648.00
Total	917,309.16	937,359.38	17,428,874.10	21,559,265.72	23.70%	25.65%	136,965,546.84

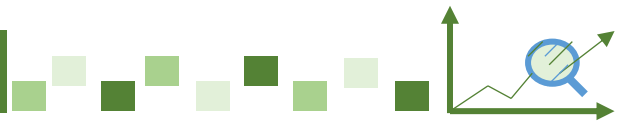




Trading Volume & Amount in Details

Trading Amount (in 10,000 RMB)							
Contract	Previous Month Daily Average	Present Month Daily Average	Previous Month accumulative total	Present Month accumulative total	Month-on-Month	Year-on-Year	Present Year accumulative total
Au99.95	1,563.04	32,336.36	29,697.84	743,736.24	2404.34%	2245.97%	892,448.62
Au99.99	569,787.70	546,589.72	10,825,966.39	12,571,563.65	16.12%	46.05%	104,706,702.74
Au100g	538.05	421.20	10,222.97	9,687.52	-5.24%	-16.29%	79,291.08
Au995	0.00	0.00	0.00	0.00	-	-	0.00
PGC30g	9.75	7.04	185.23	162.03	-12.52%	59.37%	940.91
iAu9999	12,159.47	12,369.20	231,029.98	284,491.68	23.14%	112.81%	4,576,485.23
iAu100g	0.00	0.00	0.00	0.00	-	-100.00%	0.00
iAu995	0.00	0.00	0.00	0.00	-	-	0.00
Au(T+D)	1,328,186.93	1,750,039.53	25,235,551.69	40,250,909.12	59.50%	128.39%	198,035,718.53
mAu(T+D)	285,148.10	343,183.93	5,417,813.91	7,893,230.30	45.69%	94.06%	46,765,151.50
Au(T+N1)	0.00	0.00	0.00	0.00	-	-	0.00
Au(T+N2)	0.55	0.49	10.42	11.36	9.00%	25.36%	78.84
NYAuTN06	243.97	176.84	4,635.35	4,067.38	-12.25%	-58.60%	15,945.96
NYAuTN12	177.55	202.85	3,373.45	4,665.57	38.30%	-88.91%	14,333.94
PAu99.95	498,218.13	531,377.60	9,466,144.50	12,221,684.77	29.11%	119.24%	48,185,908.30
PAu99.99	8,496,393.72	9,461,736.18	161,431,480.71	217,619,932.14	34.81%	105.62%	1,231,278,384.61
IPAu99.99	1,312,727.56	1,142,649.70	24,941,823.68	26,280,943.05	5.37%	96.73%	193,255,548.88
IPAu99.5	0.00	0.00	0.00	0.00	-	-	0.00
OAU99.99	23,649.08	0.00	449,332.50	0.00	-100.00%	-100.00%	6,963,370.12
LAu99.95	0.00	0.00	0.00	0.00	-	-	0.00
LAu99.99	0.00	0.00	0.00	0.00	-	-	3,277,255.00
CAu99.99	0.00	30,109.57	0.00	692,520.00	-	-6.02%	1,996,995.39
SHAU	231,707.70	275,784.21	4,402,446.35	6,343,036.73	44.08%	38.05%	33,866,117.42
Pt99.95	8,109.08	15,700.12	154,072.44	361,102.83	134.37%	390.81%	1,136,017.26
Ag99.99	148.50	194.29	2,821.52	4,468.67	58.38%	-47.59%	41,141.23
Ag(T+D)	491,322.94	478,519.17	9,335,135.86	11,005,940.92	17.90%	57.18%	64,195,652.15
PAG99.99	4,231.78	23,858.37	80,403.91	548,742.51	582.48%	150.84%	2,724,236.72
OAG99.99	0.00	0.00	0.00	0.00	-	-	0.00
SHAG	39,068.83	34,553.80	742,307.68	794,737.33	7.06%	49.00%	4,618,135.91
Au Products (in total)	12,760,511.31	14,126,984.41	242,449,714.96	324,920,641.54	34.02%	102.28%	1,873,910,677.07
Ag Products (in total)	534,772.05	537,125.63	10,160,668.97	12,353,889.43	21.59%	59.15%	71,579,166.01
Pt Products (in total)	8,109.08	15,700.12	154,072.44	361,102.83	134.37%	390.81%	1,136,017.26
Total	13,303,392.44	14,679,810.17	252,764,456.37	337,635,633.80	33.58%	100.42%	1,946,625,860.34





Other Market Data

Delivery Volume

Delivery Volume (in kg)		
	Gold	Silver
Delivery Volume (Present Month)	735,244.92	1,696,860.00
Trading Volume (Present Month)	1,215,915.52	15,066,502.00
Delivery Ratio (Present Month)	60.47%	11.26%
Delivery Volume (Accumulative Total)	5,090,326.02	14,740,260.00
Trading Volume (Accumulative Total)	7,360,264.62	97,265,218.00
Delivery Ratio (Accumulative Total)	69.16%	15.15%
Withdrawal Volume (Present Month)	89,392.79	69,345.00
Withdrawal Volume (Accumulative Total)	911,204.40	935,850.00